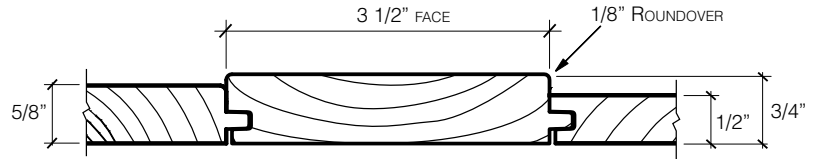


Tributary Cladding

Last Revised 2/21/2019 - A&D

PRODUCT DESCRIPTION

Named for rivers of the Pacific Northwest, the Tributary Cladding Collection includes a group of five color palettes, each with three variations of color on three thicknesses in a tongue and groove profile. With rounded edges and a silky smooth face, the translucent, low VOC finish simultaneously enlivens the wood and allows the natural features to shine through. Designed with tongue and groove edges for easy installation with standard tools and techniques.



SPECIFICATIONS

DIMENSIONS

- 7/16", 5/8" and 3/4" thick x 3-1/2" wide x 2'- 6' random lengths

MATERIAL AND SURFACE

- Red Alder (FSC Mix Credit)
- Janka hardness scale 590
- Sanded smooth face and edges
- Tongue and groove profile with eased edges and ends
- Open knots allowed up to 3/8" and not filled

FINISHES

- Standard Top Coat/Sheen: Satin 105 WB Finish
- Clear/Top Coat VOC: 213 g/l
- Water Based Stains VOC: 0 g/l

WINDFALL LUMBER FSC CHAIN OF CUSTODY


- SA-COC-002372-3

POTENTIAL LEED CREDITS


- Materials & Resources Credit 5:
Regional Materials (500 mi of Tumwater, WA)
- Materials & Resources Credit 7: Certified Wood
- Indoor Environmental Quality Credit 4.2:
Low-emitting Materials – Paints & Coatings




Tributary Cladding - Elwha




Elwha




Hamma Hamma



Skagit



Nisqually



Willapa

windfall



The mark of
responsible forestry
FSC® C041262