

WINDFALL ARCHITECTURAL PRODUCTS

TAMBOUR ELLIS 1/2



We are happy to discuss your project for further customization. Please call us or we can join you online to go through your designs.



TAMBOUR ELLIS 1/2
OAK



TAMBOUR ELLIS 1/2
WALNUT

PRODUCT DESCRIPTION

Windfall has been producing customized, wood profiles for major retailers, commercial workspaces, to customized residential projects.

This is our Tambour Profile based on customer feedback by exploring varying profile dimensions and spacing. Named after Ellis Cove Trail in Olympia, WA this is a simple choice to bring warmth, dimension, and an authentic material into your space.

WOOD SPECIFICATION

Single Stave is 3" wide
Double Stave is 6" wide
2" Spacing between
1/2" Radius
2' x 4' or 2' X 8' panel

MATERIAL AND SURFACE

Species: White Oak and Eastern Black Walnut
Panel Backer: NAUF MDF
Janka hardness: 850, 1360, and 1010 respectively

FINISHES, ADHESIVES AND FILLERS

Standard Top Coat/Sheen: Matte WB Finish
Clear/Top Coat VOC: 66 g/l
Adhesive VOC: 0 g/l

MDF SPECIFICATION

Single Stave is 3" wide
Double Stave is 6" wide
2" Spacing between
1/2" Radius
2' x 4' or 2' X 8' panel

MATERIAL AND SURFACE

Species: Medium Density Fiberboard NAUF
Panel Backer: NAUF MDF
Janka hardness: 1100-1200

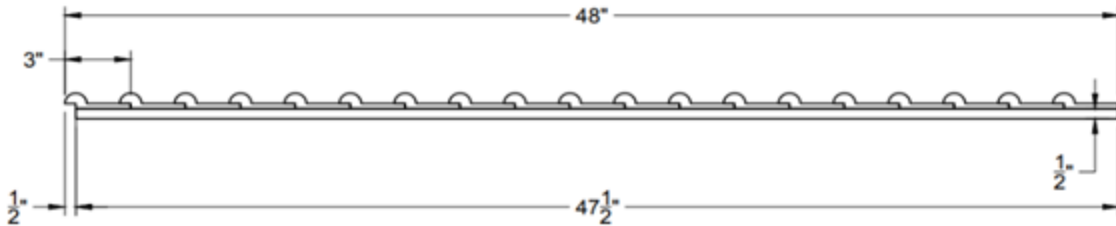
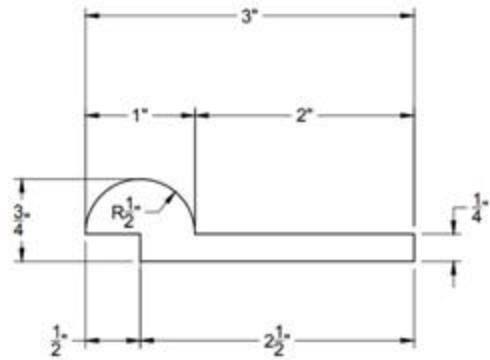

FINISHES, ADHESIVES AND FILLERS

Standard Top Coat/Sheen: Matte WB Finish
Paint Finish (Matte): Tricorn Black, Serious Gray,
Gray Matters, White Flour
Customize to any Sherwin Williams color available for an additional charge.
Paint: VOC 0 g/L
Clear/Top Coat VOC: 66 g/L
Adhesive VOC: 0 g/L



WINDFALL ARCHITECTURAL PRODUCTS

TAMBOUR ELLIS 1/2



WHITE FLOUR



GRAY MATTERS



SERIOUS GRAY



TRICORN BLACK



OAK



WALNUT



CUSTOM SW PAINT

