

# WINDFALL ARCHITECTURAL PRODUCTS TRIBUTARY CLADDING



## PRODUCT DESCRIPTION

Named for rivers of the Pacific Northwest, the Tributary Cladding Collection includes a group of five color palettes, each with three variations of color on three thicknesses in a tongue and groove profile. With rounded edges and a silky-smooth face, the translucent, low VOC finish simultaneously enlivens the wood and allows the natural features to shine through. Designed with tongue and groove edges for easy installation with standard tools and techniques.

## DIMENSIONS

1/2", 5/8" and 3/4" thick x 3 1/2" wide x 2' - 6' random lengths

## MATERIAL AND SURFACE

Red Alder (FSC Mix Credit)

Janka hardness scale 590

Tongue and groove profile with eased edges and ends

Open knots allowed up to 3/8" and not filled

## FINISHES ADHESIVES AND FILLERS

Standard Topcoat/Sheen: Satin WB Finish

Clear/Topcoat VOC: 66 g/L

Water based stains VOC: 0 g/L

## FIRE RATING

Class A when tested in accordance with ASTM E84

## WINDFALL LUMBER FSC CHAIN OF CUSTODY


SA-COC-002372-3

## POTENTIAL LEED CREDITS


Materials & Resources Credit 5: Regional Materials (500 mi of Tumwater, WA)

Materials & Resources Credit 7: Certified Wood


Indoor Environmental Quality Credit 4.2: Low-emitting Materials - Paints & Coatings




ELWHA




HAMMA  
HAMMA



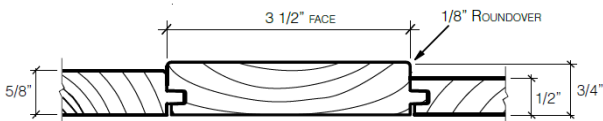
SKAGIT



NISQUALLY



WILLAPA



We are happy to discuss your project for further customization.

Please call us or we can join you online to go through your designs.

