



## SABI CLADDING

### SABI CLADDING-CHAR

Char is an interior wall cladding product designed to resemble Shou Sugi Ban, traditional burnt cedar siding, and is part of the Sabi Collection. The re-sawn textured face is saturated with a rich dead flat black finish. The Sabi Collection is comprised of four distinct finishes and textures inspired by the Japanese philosophy of Wabi Sabi, the aesthetic of imperfect beauty. Sabi wall cladding is made of Douglas fir and Hemlock reclaimed from solid and glue laminated beams and lumber.

### DIMENSIONS

Six standard panel sizes:

- 18" x 18" (full length sticks)
- 18" x 36" (full length sticks)
- 36" x 36" (full length sticks)
- 18" x 54" (random length sticks)
- 18" x 90" (random length sticks)
- 24" x 96" (random length sticks)

### MATERIAL AND SURFACE

Reclaimed Douglas Fir and Hemlock

Janka hardness scale 540-710

Resawn face

Tongue and groove profile with straight edges

Standard reclaimed marks (nail holes, ferrous staining, glue lines, and occasional bolt holes) will be apparent

Voids allowed up to 1/8" and are not filled

### FINISHES / ADHESIVES

Low VOC waterborne clear coat, 66 g/L

Stain VOC: 7 g/L

Sheen: Dead Flat 120

Adhesive VOC: 0 g/L (NAUF compliant)

### FIRE RATING

Class C as-is in native form, Class A and B

Available upon request



Sabi Cladding: Char

### SEISMIC RATING

Available upon request

### POTENTIAL LEED CREDITS

Materials and Resources 3: Materials Reuse

Materials and Resources 4: Recycled Content

Materials and Resources Credit 5:  
Regional Materials (500 mi of Tumwater, WA)

Materials and Resources Credit 7: Certified Wood

Indoor Environmental Quality Credit 4.1: Low-emitting Materials-Adhesives

Indoor Environmental Quality Credit 4.2: Low-emitting Materials-Paints and Coatings

**FSC CHAIN OF CUSTODY SA-COC-002372-3**  
when available




The mark of  
responsible forestry  
FSC® C041262

**Contact Us:** sales@windfall.design | www.windfall.design



## Char **SABI CLADDING**

### STAIN COLORS



CHAR



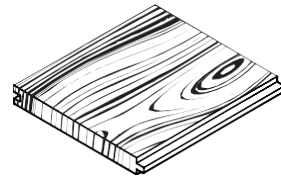
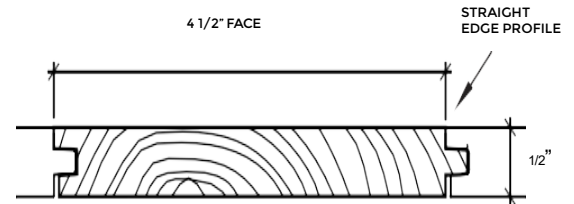
SHOJI



LOTUS



WEATHER



### SAMPLES

Please Contact Us for your request or make your request at [windfall.design](mailto:sales@windfall.design)

### LEAD TIME

3-5 weeks depending on area, and ship date provided upon order

### MOQ

No Minimum Order Quantity

**DISCLAIMER:** Since wood is a natural material, there are variations, including knots, texture and grain from piece to piece. The wood used may vary from the wood used in samples or product photography due to the inherent characteristics of the material. In turn, no representation, warranty and/or guarantee is made with respect to the precise color, luster or appearance of finishes.

**Contact Us:** [sales@windfall.design](mailto:sales@windfall.design) | [www.windfall.design](http://www.windfall.design)



The mark of  
responsible forestry  
FSC® C041262




## Sabi Cladding INSTALLATION METHODS

### STICKS



Tongue + groove cladding  
(loose sticks) Traditional install  
with nails + adhesive

### PANELS



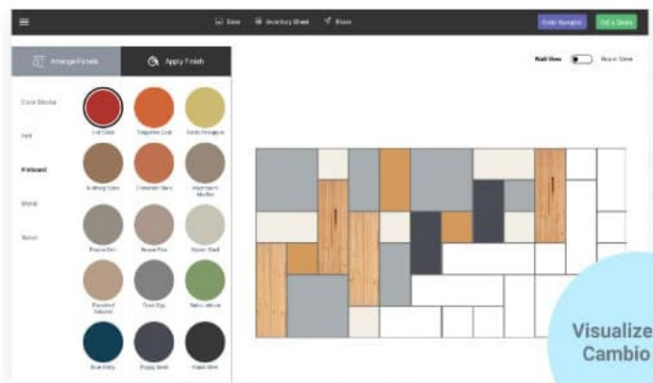
Panels installed using  
fixed mounted fastener

### CAMBIO PANELS



Cambio by Windfall panels  
Installed with patented  
magnetic wall system.

### DESIGN YOUR WALL



USE OUR VISUALIZER TOOL TO DESIGN  
YOUR WALL. RECEIVE AN INVENTORY LIST,  
SEND TO OUR TEAM FOR A QUOTE.

Contact Us: [sales@windfall.design](mailto:sales@windfall.design) | [www.windfall.design](http://www.windfall.design)



The mark of  
responsible forestry  
FSC® C041262