



WESTERN MAPLE TABLES + COUNTERS

TABLES + COUNTERS

Western Maple Plank or face grain style wood tables and countertops are built with parallel strips of wood typically 4" to 6" wide, varying in width depending on top dimensions and availability.

Western Maple Side Grain tabletops are built with the edge grain of the wood facing up in parallel strips typically measuring between 3/4" and 1-1/4".

Each of our **Western Maple Live Edge** tabletops reflect the unique tree from which it is made. We carefully remove the bark to reveal the natural edge of the wood. This organic element, combined with the surface checking and cracks, create truly distinct features that dictate the character of the piece. The live edge can be mounted up (standard) or down, *specify when ordering*

Western Maple is a Pacific Northwest native species and varies in color from reddish white with a grayish cast to a light pinkish-brown. The grain is most often straight with occasional wavy, quilted, fiddleback, or birds-eye patterns.

DIMENSIONS

Standard thickness: Plank and Side Grain 1 1/2", Live Edge 2"

Sized to your specifications

Rounding, shaping and cutouts are available upon request



Western Maple Plank Countertop | Watershed Pub + Kitchen, Seattle, WA

MATERIAL AND SURFACE

Janka hardness scale of 850

Planks and Live Edge typically 4" to 6" wide, but vary in width depending on availability

Side Grain: parallel strips typically are 3/4" to 1 1/4" wide with random staggered butt joints

Standard straight edges with 1/8" ease on all edges. Holes and cracks filled down to 1/32" on top surface

FINISHES / ADHESIVES

Low VOC waterborne clear coat, 66 g/L

Standard sheen: Semi-Gloss 104

Stain VOC: 7 g/L

Wood filler VOC: 0 g/L

FIRE RATING

Available in Class A or Class B upon request





WESTERN MAPLE TABLES + COUNTERS

STAIN OPTIONS




CLEAR




DOVE




CHAI




SLATE




IRON +
VINEGAR



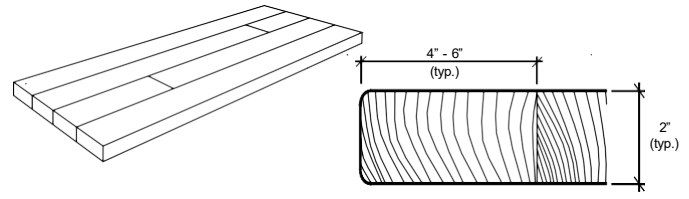
RUSSET



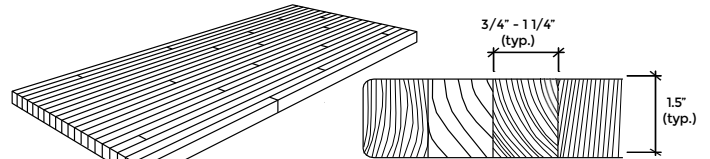
BRAZIL



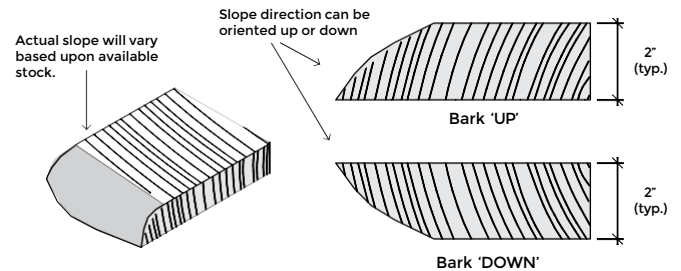
RAVEN



PLANK



SIDE GRAIN



LIVE EDGE

POTENTIAL LEED CREDITS

Materials and Resources Credit 5: Regional Materials (Within 500 miles of Tumwater, WA)

Indoor Environmental Quality Credit 4.1:
Low-emitting Materials-Adhesives

Indoor Environmental Quality Credit 4.2:
Low-emitting Materials-Paints and Coatings

FSC CHAIN OF CUSTODY SA-COC-002372-3
when available

SAMPLES

Please Contact Us for your request or
make your request at windfall.design

LEAD TIME

3-5 weeks depending on area, and ship
date provided upon order

MOQ

No Minimum Order Quantity

We are happy to discuss your project for further customization.
Please call us or we can join you online to go through your designs.

DISCLAIMER: Since wood is a natural material, there are variations, including knots, texture and grain from piece to piece. The wood used may vary from the wood used in samples or product photography due to the inherent characteristics of the material. In turn, no representation, warranty and/or guarantee is made with respect to the precise color, luster or appearance of finishes.

Contact Us: sales@windfall.design | www.windfall.design



The mark of
responsible forestry
FSC® C041262