



EASTERN BLACK WALNUT TREADS + LANDINGS

TREADS + LANDINGS

Eastern Black Walnut Plank (or face grain) treads and landings are built with parallel strips of wood typically 4" to 6" wide, varying in width depending on top dimensions and availability.


Eastern Black Walnut Side Grain treads and landings are built with the edge grain of the wood facing up in parallel strips typically measuring between 3/4" and 1-1/4". The grain pattern is generally straight and includes curls and figuring with luxurious highlights.

Eastern Black Walnut End Grain (Butcher Block) treads and landings are made by fusing together the end pieces of wood strips into an offset rectangular pattern exposing the character of the wood rings and graining. End grain construction is the strongest and most durable. End grain construction requires support to within 2-1/2" from the edge during acclimation and once installed. To achieve structural integrity, large treads and landings are often comprised of several sections drawn together with joinery.

Eastern Black Walnut ranges in color from creamy white and light brown to medium chocolate brown. The grain pattern is generally straight with occasional curly grain producing an attractive and decorative figuring. Staggered butt joints may be included if longer than 8'.

DIMENSIONS

Standard thickness: Plank and Side Grain 1 1/2",
End Grain 2"
Sized to your specifications
Rounding, shaping and inlays are available upon request



Eastern Black Walnut Plank Treads with LED front edge inlay | Eddie V's, Nashville, TN

MATERIAL AND SURFACE

Janka hardness scale of 1130
Planks typically are 4" to 6" wide depending on availability
Standard straight edges with 1/8" ease on all edges
Holes and cracks filled down to 1/32" on top surface

FINISHES / ADHESIVES

Standard Low VOC waterborne clear coat, 60 g/L
Standard Sheen: Low Luster
Wood filler VOC: 0 g/L


FIRE RATING

Available in Class A or Class B upon request




EASTERN BLACK WALNUT TREADS + LANDINGS


CONSTRUCTION OPTIONS



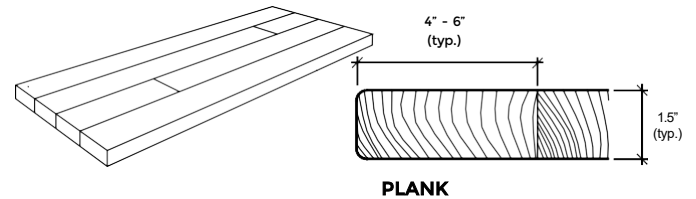
PLANK



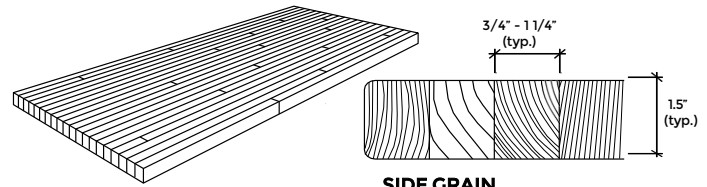
SIDE GRAIN



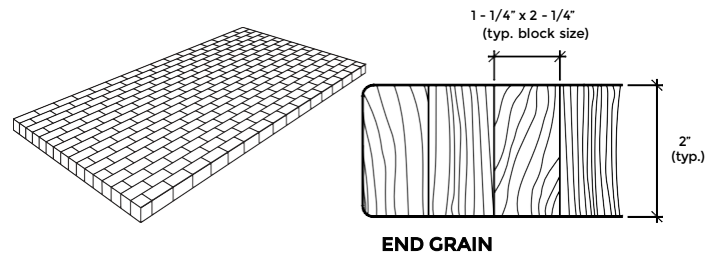
END GRAIN



PLANK



SIDE GRAIN



END GRAIN

POTENTIAL LEED CREDITS

Materials and Resources Credit 5: Regional Materials (Within 500 miles of Tumwater, WA)

Indoor Environmental Quality Credit 4.1: Low-emitting Materials-Adhesives

Indoor Environmental Quality Credit 4.2: Low-emitting Materials-Paints and Coatings

FSC CHAIN OF CUSTODY SA-COC-002372-3 when available

SAMPLES

Please Contact Us for your request or make your request at windfall.design

LEAD TIME

3-5 weeks depending on area and ship date provided upon order

MOQ

No Minimum Order Quantity

We are happy to discuss your project for further customization. Please call us or we can join you online to go through your designs.

DISCLAIMER: Since wood is a natural material, there are variations, including knots, texture and grain from piece to piece. The wood used may vary from the wood used in samples or product photography due to the inherent characteristics of the material. In turn, no representation, warranty and/or guarantee is made with respect to the precise color, luster or appearance of finishes.

Contact Us: sales@windfall.design | www.windfall.design



The mark of responsible forestry
FSC® C041262